


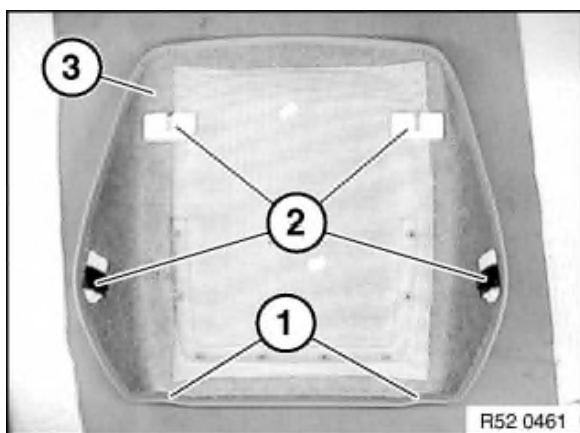
Release clips (1) with side cutting pliers.

Note:

Remove clip remainders.




Lever out rear panel (1) at bottom towards rear and pull out towards bottom from backrest frame (2).



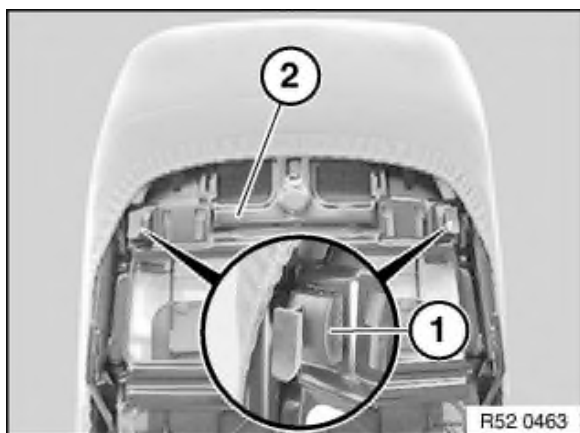
Installation:

Bores (1) and fastening set (2) of rear panel (3) must not be damaged.



Installation:


Slide backrest cover (1) on left/right over clip mount (2).



Installation:

Mounts (1) on backrest frame (2) must not be damaged.

To install rear panel, first slide into mounts (1) and then slide in at sides at bottom, refer to next work step.



Installation:

After installing rear panel in upper mounts, refer to previous work step:

Feed rear panel at sides into opening in backrest cover and insert into mounts (1) on left/right on backrest frame (2) and snap into place.